

REGISTRATION FORM

Workshop Hand-on Training on
Fish Cell Culture Techniques - 2018
Batch I: 12th to 17th November, 2018
Batch II: 26th November to 1st December, 2018

Name :
Qualification :
Gender :
Designation :
Department :
Organization :
Address for correspondence :
Phone :
Email :
Select Batch :
Registration fees details :

(Signature of candidate)

Forwarding from the Head of Institution/ Competent
Authority: Candidature of Dr./ Mr./ Ms./ Mrs.
.....working as
....., is forwarded for inclusion in
the Workshop on Hand-on Training on Fish Cell
Culture Techniques - 2018.

(Signature and seal of Competent Authority)

Name:

Designation:

Please send the completed registration form to:

Dr. A.S. Sahul Hameed, Ph.D.,

Coordinator, Aquatic Animal Health Laboratory
PG & Research Department of Zoology,

C. ABDUL HAKEEM COLLEGE (Autonomous)

Melvisharam - 632509. Vellore District, Tamilnadu.

E-mail: cah_sahul@hotmail.com Mobile: 9443211604

Patron-in-Chief

Mr. S. Z. Abrar Ahmed Sahib, B.A. C.S.,

Correspondent

Patron

Dr. S. A. Sajid, Principal

Advisory Committee:

Dr. A.K. Rawat, Director, DBT, Govt. of India, New Delhi

Dr. S. U. Ahmed, Scientist D, DBT, Govt. of India, New Delhi

Dr. Kuldeep K Lal, Director, ICAR-NBFGR, Lucknow

Dr. Basdeo Kushwaha, Principal Scientist, ICAR-NBFGR, Lucknow

Dr. A. Abdul Rahuman, C. Abdul Hakeem College

Dr. A. S. Sahul Hameed, C. Abdul Hakeem College

Organizing Secretary

Dr. A. S. Sahul Hameed, OIE Expert & FNAAS

Tata Innovation Fellow (DBT)

Chair, Study Group – Nodaviridae,

International Committee of Taxonomy of Viruses (ICTV).

Workshop Co-ordinators

Dr. S. Abdul Majeed

Dr. G. Taju

Dr. S. Vimal

Research Scholars of AAHL



Aquatic Animal Health Laboratory

OIE Reference Laboratory

C. ABDUL HAKEEM COLLEGE

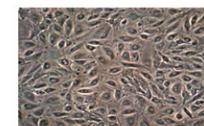
(Autonomous)

(Re-accredited by the NAAC with 'A' Grade)


DBT - Sponsored National Workshop on
**HANDS-ON TRAINING ON FISH CELL CULTURE TECHNIQUES:
DEVELOPMENT AND APPLICATIONS**

Batch I: 12th to 17th November, 2018.


Batch II: 26th November to 1st December, 2018.



SISK Cell Line



SHCVE Cell Line



DRE Cell Line

Organized by

AQUATIC ANIMAL HEALTH LABORATORY

PG & Research Department of Zoology

C. ABDUL HAKEEM COLLEGE (Autonomous)

Hakeem Nagar, Melvisharam - 632509.

Vellore District, Tamilnadu.

www.aahl.res.in

Sponsored by

Department of Biotechnology

Ministry of Science and Technology

Government of India, New Delhi

ABOUT INSTITUTION

C. ABDUL HAKEEM COLLEGE is managed by the Melvisharam Muslim Educational Society which was established in 1919. It is located at Melvisharam, Vellore Dt., Tamilnadu, approximately 120 Km from Chennai on the Chennai-Bangalore National Highway. The College is affiliated to the Thiruvalluvar University, Vellore. The college has been Re-accredited by the NAAC with 'A' grade and has been given autonomous status by UGC. At present, the College offers 11 Courses at Under-Graduate level and 6 Courses at Post-Graduate level, apart from facilities for research leading to the award of M.Phil. and Ph.D.

ABOUT AAHL

AQUATIC ANIMAL HEALTH LABORATORY (AAHL) is a part of the Department of Zoology, C. Abdul Hakeem College. This Laboratory has been involved in research on diseases of economically important aquatic animals since the year 2000. It maintains strong working relationships with National and International research organizations, aquaculture industries, farmers and hatchery operators. The objective of AAHL is to carry out research work on diseases of aquatic animals, particularly on developing diagnostics and control and preventive measures. The activities of the AAHL are coordinated by Dr.A.S.Sahul Hameed.

More than 120 research papers have been published on diseases of aquatic animals in well reputed International Journals with total impact factor of more than 200, citations 3469, h-index 36 and i10 index 72. The AAHL has 7 ongoing and 23 completed research projects funded by DBT, DST, UGC, ICAR, NFDB, MoES, IFCPAR and BIRAC with total cost of more than 15 crores. The outcome of the research projects has been commercialized through a company for the benefit of aquaculture industry. Two products, namely Dr. Sahul's PCR kit for detecting shrimp viruses and Immuzone (herbal immunostimulant) to enhance resistance in shrimp have been commercialized. Few more products are in the process of commercialization.

The AAHL has collaborative research with various National and International Organizations. Some of them are CUSAT, Cochin, ARI, Pune, CIBA, Chennai,CIFE, Mumbai, NBFGR, Lucknow, CIFA, Bhubaneswar, University of Madras,

Annamalai University and Jammu and Kashmir Agricultural University, University of Montpellier, France, Institute of Marine Research, Bergen, Norway, Southampton University, UK, St. Andrew University, UK and University of Kelaniya, Sri Lanka.

Recently, DBT funded National Repositories for fish cell lines and viral pathogens of aquatic animals have been established to provide service and training to the researchers in the field of aquaculture.

The AAHL has excellent facilities with wet lab facility and is equipped with modern biological equipment and has 24 hours uninterrupted power supply. The AAHL has a well-established cell culture facility to develop and characterize cell lines from economically important fishes.

In AAHL, research on fish cell line was initiated in 2003 and India's first marine fish cell line was established in 2006. Twenty-seven cell lines from a variety of marine, brackishwater and freshwater fishes have been established so far. These cell lines have been used for carrying out work related to virology, toxicology and gene expression studies and so far 28 papers related to work using these cell lines have been published in International journals. All these cell lines have been deposited in NBFGR Fish Cell Lines Repository and AAHL repository for use by researchers.

WORKSHOP OVERVIEW

The objective of the Workshop is to train researchers in the field of fish cell culture techniques to develop, characterize and apply fish cell lines in virological, toxicological and gene expression studies. A 6 Day workshop has been planned with practical hands-on training on the basic fish cell culture techniques which include: aseptic techniques, media preparation, development of primary cell culture, sub-culturing, cell counting and viability determination, cryo-preservation, characterization, virus isolation using cell lines, gene expression studies and cell-based assays (MTT, NR and AB) and Comet assay.

WORKSHOP HIGHLIGHTS

- Develop manpower to handle the fish cell lines for research in the field of aquaculture.
- Hands-on practical experience supplemented by with theory classes to be conducted by experts in the field of fish cell lines.

- Study materials will be provided to the trainees for better and comprehensive understanding.
- Limited seats to ensure effectual hands-on individual training (Enrolment is limited to 10 candidates).

Eligibility

PG students, PhD scholars, Faculty, Scientists as well as people working in industry in the field of Biotechnology, Life Sciences, Medical Sciences, Pharmaceutical Sciences, Chemical Sciences and related subject areas.

Registration Fees: Rs. 3,000/- payable by DD in favour of "The Principal, C. Abdul Hakeem College" payable at Melvisharam (Registration fees include tuition, workshop material, working lunch and Tea).

Number of participants: 10 participants (on first come first serve basis).

Last date for registration:

31st October, 2018. Intimation to selected candidates will be sent on or before 5th November, 2018.

Workshop Dates:

Batch I - 12th to 17th November, 2018.

Batch II - 26th November to 1st December, 2018.

Workshop Timings: 09:00 am to 6:00 pm every day.

Workshop Certificate will be issued to all participants on last day.

Accommodation

Accommodation will be arranged in Gents and Ladies hostels for male and female candidates, respectively with nominal charges which should be paid by the candidates. Registration fee is non-refundable.